

2016 PRESIDENTIAL NOMINATING PROCESS

PREPARED BY THE RNC COUNSEL'S OFFICE

The information contained in this document was compiled by the RNC Counsel's Office based on the Rule No. 16(f) filing as submitted and certified by the states and territories to the Secretary of the RNC.
Please direct all questions to RNC Press Office: (202) 863-8614

DELEGATE SELECTION AND ALLOCATION

QUICK FACTS

TOTAL DELEGATES: 2,472

	# DELEGATES	SINGLE MONTH PERCENTAGE	CUMULATIVE PERCENTAGE
FEBRUARY	133	6%	6%
MARCH	1,434	58%	64%
APRIL	403	16%	80%
MAY	199	8%	88%
JUNE	303	12%	100%

	# STATES	# DELEGATES	PERCENTAGE
PROPORTIONAL*	31	1,347	54.5%
WINNER-TAKE-ALL	9	391	15.8%
HYBRID	10	613	24.8%
NO PREFERENCE VOTE	6	121	4.9%

* The majority of proportional states have thresholds of 15% or more

DELEGATE TYPES

AT-LARGE

At-large (AL) delegates are statewide delegates, who must be residents of that state and are selected by a statewide vote. Each state receives ten AL delegates, and bonus AL delegates are awarded based on recent Republican electoral success, including whether the state has a Republican governor, Republican U.S. Senator, Republican majority of the state legislature, etc. Territories and the District of Columbia are awarded a specified number of AL delegates.

CONGRESSIONAL DISTRICT

Congressional district (CD) delegates must be residents of and selected by the congressional district they represent. Each state is allocated three CD delegates per congressional district.

REPUBLICAN NATIONAL COMMITTEE MEMBERS

Each state's three RNC members (national committeeman, national committeewoman, and state chairman) are automatically national convention delegates. These three delegates are the only national convention delegates that do not have alternate delegates.

The information contained in this document was compiled by the RNC Counsel's Office based on the Rule No. 16(f) filing as submitted and certified by the states and territories to the Secretary of the RNC.

Please direct all questions to RNC Press Office: (202) 863-8614

ALLOCATION METHODS

PROPORTIONAL

Proportional methods of allocation divide the state's delegates among candidates based on the state's preference vote results. Proportional allocation is required for all states with preference votes between March 1 and March 14. States that are required to allocate their delegates proportionally may use one of two methods. They may either allocate all their AL and CD delegates together based on the statewide vote (all delegates in one pot) or allocate their AL delegates based on the statewide vote and the CD delegates based on each congressional district vote. Most proportional states have a minimum percentage a candidate must achieve in order to win any delegates. Further, some proportional states award delegates on a winner-take-all basis to a candidate who receives over 50% of the vote.

WINNER-TAKE-ALL

The winner-take-all method of allocation provides that the plurality winner of the statewide preference vote receives all the state's delegates. States holding preference votes after March 14 are permitted to allocate their delegates using the winner-take-all method.

HYBRID

Hybrid states combine multiple types of allocation methods. The two most common versions of a hybrid model are:

- (1) The plurality winner of the statewide vote receives all the state's AL delegates and the plurality winner of each congressional district vote receives all three of that congressional district's CD delegates.
- (2) Some or all delegates are elected directly on the ballot. Delegates elected directly on the ballot are not required to be bound although they are usually bound to or affiliated with a candidate.

States holding a preference vote after March 14 are permitted to allocate their delegates using a hybrid method.

ALLOCATION AND BINDING OF DELEGATION

Under Rule 16(a), each state's delegation (other than delegates elected on a primary ballot) is bound by the results of the state's presidential preference vote. Where neither state party rule nor state law, by their terms, explicitly binds certain delegates, specifically RNC members, they will be bound in the same manner as the state's at-large delegates. In states that select their at-large delegates on a primary ballot, the RNC members will be bound to the statewide winner. Delegates may be unbound if no statewide presidential preference vote is conducted in their state.

DELEGATE SELECTION AND ALLOCATION FOR U.S. VIRGIN ISLANDS

Under Rule 16(f), each state was required to adopt and to file with the RNC its delegate selection and allocation plan by October 1, 2015. The U.S. Virgin Islands failed to comply with this deadline and, in accordance with Rule 16(d)(12), must use the same process and date as in 2012 – a March 10th caucus with no preference vote.

The information contained in this document was compiled by the RNC Counsel's Office based on the Rule No. 16(f) filing as submitted and certified by the states and territories to the Secretary of the RNC.

Please direct all questions to RNC Press Office: (202) 863-8614

Delegates to the 2016 Republican National Convention

Arranged by Month, Date, and State

Summary

There are 2,472 delegates to the 2016 Republican National Convention. Therefore, 1,237 delegates are currently required to secure the Republican nomination for President of the United States outright.

February

1st (30 / 30) (1% / 1%):
 9th (23 / 53) (1% / 2%):
 20th (50 / 103) (2% / 4%):
 23rd (30 / 133) (1% / 6%):

133 Delegates

Iowa (30)
 New Hampshire (23)
 South Carolina (50)
 Nevada (30)

March

1st (595 / 728) (24% / 29%):

 5th (155 / 883) (6% / 36%):
 6th (23 / 906) (1% / 37%):
 8th (150 / 1,056) (6% / 43%):
 10th (9 / 1,065) (.4% / 43%):
 12th (28 / 1,093) (1% / 44%):
 15th (367 / 1,460) (15% / 59%):

 22nd (107 / 1,567) (4% / 64%):

1,434 Delegates

Alabama (50), Alaska (28), Arkansas (40), Georgia (76),
 Massachusetts (42), Minnesota (38), Oklahoma (43), Tennessee
 (58), Texas (155), Vermont (16), Virginia (49)
 Kansas (40), Kentucky (46), Louisiana (46), Maine (23)
 Puerto Rico (23)
 Hawaii (19), Idaho (32), Michigan (59), Mississippi (40)
 U.S. Virgin Islands (9)
 District of Columbia (19), Guam (9)
 Florida (99), Illinois (69), Missouri (52), North Carolina (72),
 Northern Marianas (9), Ohio (66)
 American Samoa (9), Arizona (58), Utah (40)

April

1st (28 / 1,595) (1% / 65%):
 5th (42 / 1,637) (2% / 66%):
 9th (37 / 1,674) (1% / 68%):
 16th (29 / 1,703) (1% / 69%):
 19th (95 / 1,798) (4% / 73%):
 26th (172 / 1,970) (7% / 80%):

403 Delegates

North Dakota (28)
 Wisconsin (42)
 Colorado (37)
 Wyoming (29)
 New York (95)
 Connecticut (28), Delaware (16), Maryland (38), Pennsylvania
 (71), Rhode Island (19)

May

3rd (57 / 2,027) (2% / 82%):
 10th (70 / 2,097) (3% / 85%):
 17th (28 / 2,125) (1% / 86%):
 24th (44 / 2,169) (2% / 88%):

199 Delegates

Indiana (57)
 Nebraska (36), West Virginia (34)
 Oregon (28)
 Washington (44)

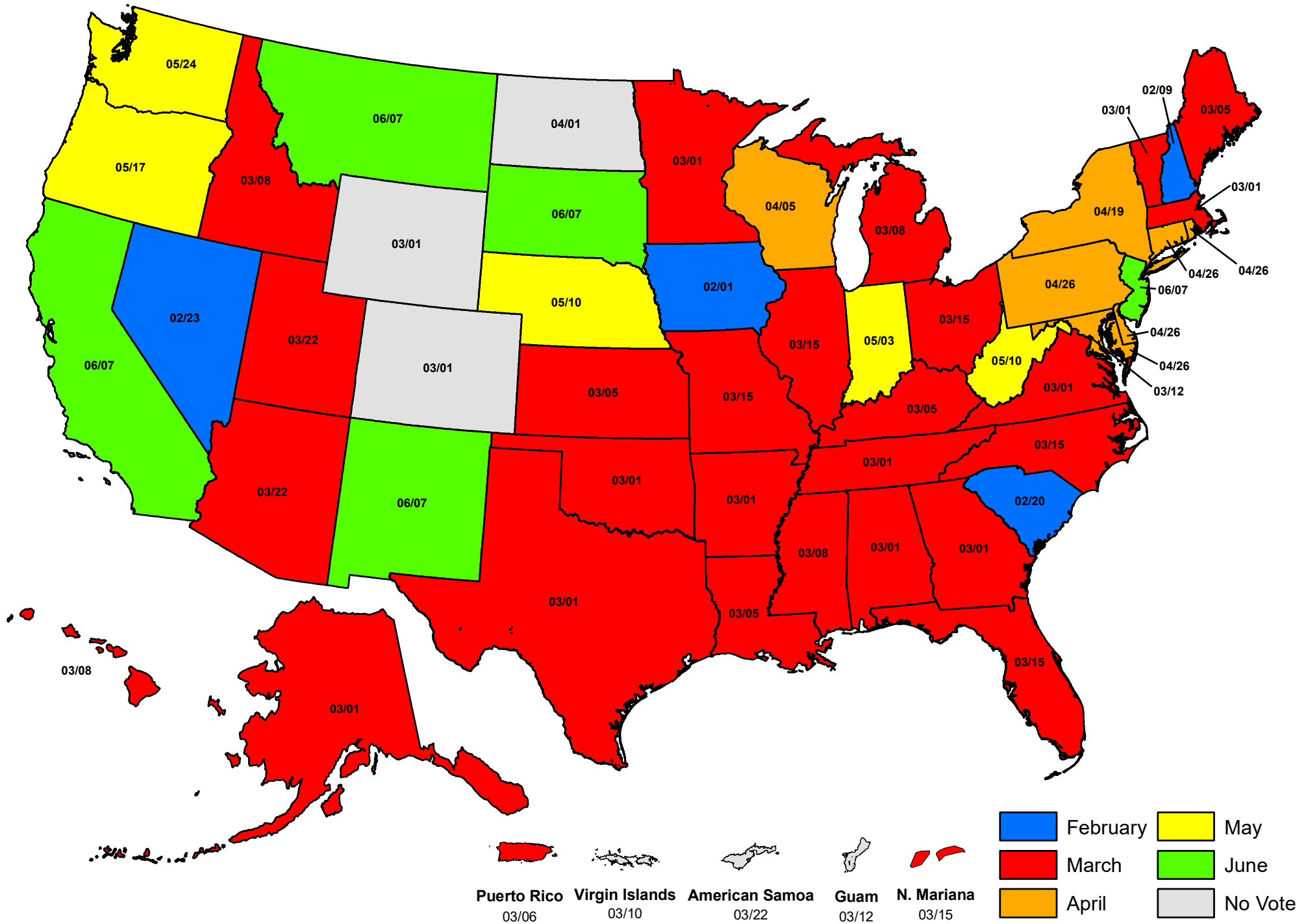
June

7th (303 / 2,472) (12% / 100%):

303 Delegates

California (172), Montana (27), New Jersey (51), New Mexico
 (24), South Dakota (29)

Preference Vote Date






2016 Republican National Convention Unofficial Delegate Allocation


	<u>Total</u>	<u>At-Large</u>	<u>CD</u>	<u>RNC</u>
National Totals	2472	999	1305	168

<u>State</u>	<u>Total</u>	<u>At-Large</u>	<u>CD</u>	<u>RNC</u>
Alabama	50	26	21	3
Alaska	28	22	3	3
American Samoa	9	6	0	3
Arizona	58	28	27	3
Arkansas	40	25	12	3
California	172	10	159	3
Colorado	37	13	21	3
Connecticut	28	10	15	3
Delaware	16	10	3	3
District of Columbia	19	16	0	3
Florida	99	15	81	3
Georgia	76	31	42	3
Guam	9	6	0	3
Hawaii	19	10	6	3
Idaho	32	23	6	3
Illinois	69	12	54	3
Indiana	57	27	27	3
Iowa	30	15	12	3
Kansas	40	25	12	3
Kentucky	46	25	18	3
Louisiana	46	25	18	3
Maine	23	14	6	3
Maryland	38	11	24	3
Massachusetts	42	12	27	3
Michigan	59	14	42	3
Minnesota	38	11	24	3
Mississippi	40	25	12	3
Missouri	52	25	24	3
Montana	27	21	3	3
Nebraska	36	24	9	3
Nevada	30	15	12	3
New Hampshire	23	14	6	3
New Jersey	51	12	36	3
New Mexico	24	12	9	3
New York	95	11	81	3
North Carolina	72	30	39	3
North Dakota	28	22	3	3
Northern Marianas	9	6	0	3
Ohio	66	15	48	3
Oklahoma	43	25	15	3
Oregon	28	10	15	3
Pennsylvania	71	14	54	3
Puerto Rico	23	20	0	3
Rhode Island	19	10	6	3
South Carolina	50	26	21	3
South Dakota	29	23	3	3
Tennessee	58	28	27	3
Texas	155	44	108	3
Utah	40	25	12	3
Vermont	16	10	3	3
Virgin Islands	9	6	0	3
Virginia	49	13	33	3
Washington	44	11	30	3
West Virginia	34	22	9	3
Wisconsin	42	15	24	3
Wyoming	29	23	3	3

January '16						
S	M	T	W	Th	F	Sa
					1	2
3	4	5	6	7	8	9
10	11	12	13	14	15	16
17	18	19	20	21	22	23
24	25	26	27	28	29	30
31						



February 2016



March '16						
S	M	T	W	Th	F	Sa
		1	2	3	4	5
6	7	8	9	10	11	12
13	14	15	16	17	18	19
20	21	22	23	24	25	26
27	28	29	30	31		

Sunday	Monday	Tuesday	Wednesday	Thursday	Friday	Saturday
31	1 Iowa*	2	3	4	5	6
7	8	9 New Hampshire	10	11	12	13
14	15	16	17	18	19	20 South Carolina
21	22	23 Nevada*	24	25	26	27
28	29					

*Caucuses

February '16

S	M	T	W	Th	F	Sa
	1	2	3	4	5	6
7	8	9	10	11	12	13
14	15	16	17	18	19	20
21	22	23	24	25	26	27
28	29					



March 2016



April '16


S	M	T	W	Th	F	Sa
					1	2
3	4	5	6	7	8	9
10	11	12	13	14	15	16
17	18	19	20	21	22	23
24	25	26	27	28	29	30

Sunday	Monday	Tuesday	Wednesday	Thursday	Friday	Saturday
28	29	1 Alabama, Alaska* Arkansas, Georgia Massachusetts, Minnesota* Oklahoma, Tennessee Texas, Vermont, Virginia	2	3	4	5 Kansas* Kentucky* Louisiana, Maine*
6 Puerto Rico	7	8 Hawaii* Idaho Michigan Mississippi	9	10	11	12 District of Columbia
13	14	15 Florida Illinois, Missouri North Carolina Northern Marianas Ohio	16	17	18	19
20	21	22 Arizona Utah*	23	24	25	26
27	28	29	30	31		


*Caucuses

March '16

S	M	T	W	Th	F	Sa
		1	2	3	4	5
6	7	8	9	10	11	12
13	14	15	16	17	18	19
20	21	22	23	24	25	26
27	28	29	30	31		



April 2016



May '16


S	M	T	W	Th	F	Sa
1	2	3	4	5	6	7
8	9	10	11	12	13	14
15	16	17	18	19	20	21
22	23	24	25	26	27	28
29	30	31				

Sunday	Monday	Tuesday	Wednesday	Thursday	Friday	Saturday
27	28	29	30	31	1	2
3	4	5 Wisconsin	6	7	8	9
10	11	12	13	14	15	16
17	18	19 New York	20	21	22	23
24	25	26 Connecticut Delaware Maryland Pennsylvania Rhode Island	27	28	29	30

*Caucuses

April '16

S	M	T	W	Th	F	Sa
					1	2
3	4	5	6	7	8	9
10	11	12	13	14	15	16
17	18	19	20	21	22	23
24	25	26	27	28	29	30



May 2016




June '16

S	M	T	W	Th	F	Sa
			1	2	3	4
5	6	7	8	9	10	11
12	13	14	15	16	17	18
19	20	21	22	23	24	25
26	27	28	29	30		


Sunday	Monday	Tuesday	Wednesday	Thursday	Friday	Saturday
1	2	3 Indiana	4	5	6	7
8	9	10 Nebraska West Virginia	11	12	13	14
15	16	17 Oregon	18	19	20	21
22	23	24 Washington	25	26	27	28
29	30	31				

*Caucuses

May '16						
S	M	T	W	Th	F	Sa
1	2	3	4	5	6	7
8	9	10	11	12	13	14
15	16	17	18	19	20	21
22	23	24	25	26	27	28
29	30	31				



June 2016



July '16						
S	M	T	W	Th	F	Sa
					1	2
3	4	5	6	7	8	9
10	11	12	13	14	15	16
17	18	19	20	21	22	23
24	25	26	27	28	29	30
31						

Sunday	Monday	Tuesday	Wednesday	Thursday	Friday	Saturday
29	30	31	1	2	3	4
5	6	7 California Montana New Jersey New Mexico South Dakota	8	9	10	11
12	13	14	15	16	17	18
19	20	21	22	23	24	25
26	27	28	29	30		

*Caucuses

AS, CO, GU, ND, USVI, WY will not hold preference votes.

2016 STATE SUMMARIES

ALABAMA 2016

<u>Numbers</u>	<u>Important Dates</u>
50 Total Delegates 26 AL, 21 CD and 3 RNC	Primary: 3/1
<u>Selection Method</u>	<u>Allocation Details</u>
AL – Elected on the primary ballot	AL – Proportional based on statewide vote with a 20% threshold. If no candidate reaches 20%, becomes directly proportional. If candidate receives > 50% of statewide vote, candidate receives all AL delegates.
CD – Elected on the primary ballot	CD – Proportional based on congressional district vote with a 20% threshold. Highest vote-getter receives two delegates and second highest receives one. If only one candidate reaches 20%, candidate receives all three CD delegates. If no candidate reaches 20%, becomes directly proportional. If candidate receives > 50% of congressional district vote, the candidate receives all three CD delegates.

ALASKA 2016

<u>Numbers</u>	<u>Important Dates</u>
28 Total Delegates 22 AL, 3 CD and 3 RNC	Presidential Preference Caucus: 3/1 State House Legislative Dist. Conventions: 3/1 – 3/29 State Convention: 4/28 – 4/30
<u>Selection Method</u>	<u>Allocation Details</u>
AL & CD – at State Convention	AL & CD – Proportional based on statewide vote with a 13% threshold

The information contained in this document was compiled by the RNC Counsel's Office based on the Rule No. 16(f) filing as submitted and certified by the states and territories to the Secretary of the RNC.

Please direct all questions to RNC Press Office: (202) 863-8614

AMERICAN SAMOA 2016

Numbers

9 Total Delegates
6 AL and 3 RNC

Selection Method

AL – at Territorial Caucus

CD – N/A

Important Dates

Territorial Caucus: 3/22

Allocation Details

AL – No preference vote. Delegates are unbound.

CD – N/A

ARIZONA 2016

Numbers

58 Total Delegates
28 AL, 27 CD and 3 RNC

Selection Method

AL – at State Convention

CD – by Congressional District Caucuses at State Convention

Important Dates

Primary: 3/22
Congressional District Caucus: 3/26 – 4/9
State Convention: 4/30

Allocation Details

AL & CD – Winner-take-all by statewide vote

ARKANSAS 2016

Numbers

40 Total Delegates
25 AL, 12 CD and 3 RNC

Selection Method

AL – at State Committee Meeting

CD – at Congressional District Conventions

Important Dates

Primary: 3/1
County Conventions: 3/7 – 3/25
Congressional District Conventions: 4/30
State Committee Meeting: 5/14

Allocation Details

AL – Proportional based on statewide vote with a 15% threshold. Each candidate that reaches the 15% threshold receives one delegate. After that, if a candidate receives > 50% of the statewide vote, then allocated remaining AL delegates. If no majority winner, then remaining AL delegates allocated proportionally among candidates who reached the 15% threshold.

CD – Proportional based on congressional district vote with no threshold. If candidate receives >50% of congressional district vote, candidate receives all three CD delegates. Otherwise, highest vote-getter receives two delegates and second highest receives one.

CALIFORNIA 2016

Numbers

172 Total Delegates
10 AL, 159 CD and 3 RNC

Important Dates

Primary: 6/7
State Convention: 4/29 – 5/1

Selection Method

AL – Presidential candidates file a slate prior to the primary

CD – Presidential candidates file a slate prior to the primary

Allocation Details

AL – Winner-take-all based on statewide vote

CD – Winner-take-all based on congressional district vote

COLORADO 2016

Numbers

37 Total Delegates
13 AL, 21 CD and 3 RNC

Important Dates

Precinct Caucuses: 3/1
County Assemblies: 3/1 – 3/26
Congressional District Conventions: 3/29 – 4/8
State Convention: 4/9

Selection Method

AL – at State Convention

CD – at Congressional District Conventions

Allocation Details

AL – No preference vote. Delegates are bound according to the preferred presidential candidate indicated on their intent to run form.

CD – No preference vote. Delegates are bound according to the preferred presidential candidate indicated on their intent to run form.

CONNECTICUT 2016

Numbers

28 Total Delegates
10 AL, 15 CD and 3 RNC

Selection Method

AL – Presidential candidates file delegate slates

CD – Presidential candidates file delegate slates

Important Dates

Primary: 4/26
State Committee Meeting: May 2016

Allocation Details

AL – Proportional based on statewide vote with a 20% threshold. If a candidate receives > 50% of the statewide vote, the candidate receives all AL delegates.

CD – Plurality winner of the congressional district vote receives all three CD delegates.

DELAWARE 2016

Numbers

16 Total Delegates
10 AL, 3 CD and 3 RNC

Selection Method

AL & CD – at State Convention

Important Dates

Primary: 4/26
Convention District Mtgs: TBA
State Convention: 4/29 – 4/30

Allocation Details

AL & CD – Winner-take-all by statewide vote

DISTRICT OF COLUMBIA 2016

Numbers

19 Total Delegates
16 AL and 3 RNC

Selection Method

AL – at Districtwide Convention

CD – N/A

Important Dates

Presidential Preference Convention: 3/12

Allocation Details

AL – Proportional based on district-wide vote with a 15% threshold. If no candidate reaches 15%, the threshold becomes 10%. If no candidate reaches 10%, the threshold becomes 8%. If candidate receives >50% of the district-wide vote, winner-take-all.

CD – N/A

FLORIDA 2016

Numbers

99 Total Delegates
15 AL, 81 CD and 3 RNC

Selection Method

AL – at State Executive Committee Meeting

CD – at Congressional District Caucuses

Important Dates

Primary: 3/15

Congressional District Caucuses: 3/22 – 6/3

State Exec. Meeting: 3/22 – 6/3

Allocation Details

AL & CD – Winner-take-all by statewide vote

GEORGIA 2016

Numbers

76 Total Delegates
31 AL, 42 CD and 3 RNC

Selection Method

AL – at State Convention

CD – at Congressional District Conventions

Important Dates

Primary: 3/1
Precinct Meetings: 2/11-2/20 & 3/10-3/19
County Conventions: 3/19
Congressional District Conventions: 4/16
State Convention: 6/3 – 6/4

Allocation Details

AL – Proportional based on statewide vote with a 20% threshold. If no candidate reaches 20%, threshold becomes 15%. If no candidate reaches 15%, threshold becomes 10%. If a candidate receives >50% of statewide vote, candidate receives all AL delegates.

CD – Proportional based on congressional district vote with no threshold. If candidate receives >50% of the congressional district vote, candidate receives all three CD delegates. Otherwise, the highest vote-getter awarded two delegates and the second highest awarded one.

GUAM 2016

Numbers

9 Total Delegates
6 AL and 3 RNC

Selection Method

AL – at Territorial Convention

CD – N/A

Important Dates

Territorial Convention: 3/12

Allocation Details

AL – No preference vote. Delegates are unbound.

CD – N/A

The information contained in this document was compiled by the RNC Counsel's Office based on the Rule No. 16(f) filing as submitted and certified by the states and territories to the Secretary of the RNC.

Please direct all questions to RNC Press Office: (202) 863-8614

HAWAII 2016

Numbers

19 Total Delegates
10 AL, 6 CD and 3 RNC

Selection Method

AL – Appointed by the Hawaii Leadership Committee of each Presidential candidate

CD – Appointed by the Hawaii Leadership Committee of each Presidential candidate

Important Dates

Presidential Preference Caucus: 3/8

Allocation Details

AL – Proportional based on statewide vote with no threshold

CD – Proportional based on congressional district vote with no threshold

IDAHO 2016

Numbers

32 Total Delegates
23 AL, 6 CD and 3 RNC

Selection Method

AL & CD – at State Convention. Candidates submit slate of proposed delegates to state convention nominating committee; State Convention approves.

Important Dates

Primary: 3/8
Precinct Conventions: 5/17
County Conventions: 5/20 – 5/28
State Convention: 6/2 – 6/4

Allocation Details

AL & CD – Proportional based on statewide vote with 20% threshold. If no candidate reaches 20%, becomes directly proportional. If a candidate receives > 50% of the statewide vote, winner-take-all.

ILLINOIS 2016

Numbers

69 Total Delegates
12 AL, 54 CD and 3 RNC

Selection Method

AL – at State Convention

CD – Elected on the primary ballot

Important Dates

Primary: 3/15
State Convention: 5/20 – 5/22

Allocation Details

AL – Winner-take-all based on statewide vote

CD – Elected on the primary ballot and bound to the candidate for whom they declare

INDIANA 2016

Numbers

57 Total Delegates
27 AL, 27 CD and 3 RNC

Selection Method

AL – at State Committee Meeting

CD – by Congressional District Committees

Important Dates

Primary: 5/3
Congressional District Committee Mtgs: 4/9
State Committee Meeting: 4/13

Allocation Details

AL – Winner-take-all based on statewide vote

CD – Winner-take-all based on congressional district vote

IOWA 2016

Numbers

30 Total Delegates
15 AL, 12 CD and 3 RNC

Selection Method

AL – at State Convention

CD – at Congressional District Caucuses

Important Dates

Presidential Preference Caucus: 2/1
Precinct Caucuses: 2/1
County Conventions: 3/12
Congressional District Caucuses: 4/9
State Convention: 5/21

Allocation Details

AL & CD – Proportional based on statewide vote with no threshold

KANSAS 2016

Numbers

40 Total Delegates
25 AL, 12 CD and 3 RNC

Selection Method

AL – by State Committee at State Convention

CD – by District Committee at Congressional District Convention

Important Dates

Presidential Preference Caucus: 3/5
Congressional District Convention: 3/26 – 4/23
State Convention: 4/24 – 5/21

Allocation Details

AL – Proportional based on statewide vote with a 10% threshold. If no candidate reaches 10%, becomes directly proportional.

CD – Proportional based on congressional district vote with a 10% threshold.

RNC – 3 RNC members bound to statewide winner

KENTUCKY 2016

Numbers

46 Total Delegates
25 AL, 18 CD and 3 RNC

Selection Method

AL – at State Convention

CD – at Congressional District Conventions

Important Dates

Presidential Preference Caucus: 3/5
County Meetings: 3/6 - 3/31
Congressional District Conventions: 4/1 - 5/17
State Convention: Before 5/18

Allocation Details

AL & CD – Proportional based on statewide vote with a 5% threshold

LOUISIANA 2016

Numbers

46 Total Delegates
25 AL, 18 CD and 3 RNC

Selection Method

AL – at State Convention

CD – Congressional District Caucuses

Important Dates

Primary: 3/5
Congressional District Caucus: 3/1
State Convention: 3/12

Allocation Details

AL – Proportional based on statewide vote with a 20% threshold

CD – Proportional based on congressional district vote with no threshold

MAINE 2016

Numbers

23 Total Delegates
14 AL, 6 CD and 3 RNC

Selection Method

AL – at State Convention

CD – at Congressional District Caucuses at State Convention

Important Dates

Presidential Preference Caucus: 3/5
Congressional District Caucuses: 4/21 – 4/23
State Convention: 4/21 – 4/23

Allocation Details

AL & CD – Proportional based on statewide vote with a 10% threshold. If no candidate reaches 10%, the threshold becomes 5%. If a candidate receives >50% of the statewide vote, winner-take-all.

MARYLAND 2016

Numbers

38 Total Delegates
11 AL, 24 CD and 3 RNC

Selection Method

AL – at State Convention by State Central Committee

CD – Elected on the primary ballot

Important Dates

Primary: 4/26
State Convention: 5/14

Allocation Details

AL – Winner-take-all based on statewide vote

CD – Winner-take-all based on congressional district vote

MASSACHUSETTS 2016

Numbers

42 Total Delegates
12 AL, 27 CD and 3 RNC

Selection Method

AL – at State Committee Meeting

CD – at Congressional District Caucuses

Important Dates

Primary: 3/1
Congressional District Caucus: 4/23
State Committee Mtg.: Between 5/1 and 6/3

Allocation Details

AL & CD – Proportional based on statewide vote with a 5% threshold

MICHIGAN 2016

Numbers

59 Total Delegates
14 AL, 42 CD and 3 RNC

Selection Method

AL – at State Convention

CD – at Congressional District Caucuses

Important Dates

Primary: 3/8
County Conventions: 3/22
Congressional District Caucuses: 4/8
State Convention: 4/9

Allocation Details

AL & CD – Proportional based on statewide vote with a 15% threshold. If no candidate reaches 15%, threshold drops to the percentage of votes received by the highest candidate minus 5%. If a candidate receives >50% of the statewide vote, winner-take-all.

MINNESOTA 2016

Numbers

38 Total Delegates
11 AL, 24 CD and 3 RNC

Selection Method

AL – at State Convention

CD – at Congressional District Conventions

Important Dates

Presidential Preference Caucus: 3/1
County Caucuses: 3/12 – 4/11
Congressional District Conventions: 4/22 – 5/7
State Convention: 5/20

Allocation Details

AL – Proportional based on statewide vote with a 10% threshold. If a candidate receives >85% of the statewide vote, candidate receives all AL and CD delegates.

CD – Proportional based on congressional district vote with a 10% threshold

MISSISSIPPI 2016

Numbers

40 Total Delegates
25 AL, 12 CD and 3 RNC

Selection Method

AL – at State Convention

CD – by Congressional District Caucuses at State Convention

Important Dates

Primary: 3/8
Precinct Caucuses: 4/23
Congressional District Caucuses: 5/13 – 5/14
State Convention: 5/13 – 5/14

Allocation Details

AL – Proportional based on statewide vote with a 15% threshold. If no candidate reaches 15%, threshold becomes 10%.

CD – Proportional based on congressional district vote. Highest vote-getter receives two delegates and second highest receives one. If a candidate receives >50% of the congressional district vote, candidate receives all three CD delegates.

MISSOURI 2016

Numbers

52 Total Delegates
25 AL, 24 CD and 3 RNC

Selection Method

AL – at State Convention

CD – at Congressional District Conventions

Important Dates

Primary: 3/15
Local/County Caucuses: 4/9
District Conventions: 4/30
State Convention: 5/21

Allocation Details

AL & CD – Proportional based on congressional district vote with the plurality winner of each CD receiving 5 delegates (3 CD & 2 AL) and the remaining 9 AL delegates given to the statewide plurality winner. If a candidate receives >50% of the statewide vote, winner-take-all.

MONTANA 2016

Numbers

27 Total Delegates
21 AL, 3 CD and 3 RNC

Selection Method

AL – at State Delegate Convention

CD – at State Delegate Convention

Important Dates

Primary: 6/7
State Delegate Convention: 5/14

Allocation Details

AL & CD – Winner-take-all based on statewide vote

NEBRASKA 2016

Numbers

36 Total Delegates
24 AL, 9 CD and 3 RNC

Selection Method

AL – at State Convention

CD – at Congressional District Caucuses at State Convention

Important Dates

Primary: 5/10
County Conventions: 4/1 – 4/10
State Convention: 5/14

Allocation Details

AL & CD – Winner-take-all based on statewide vote

NEVADA 2016

Numbers

30 Total Delegates
15 AL, 12 CD and 3 RNC

Selection Method

AL – at State Convention

CD – by Congressional District Sessions at State Convention

Important Dates

Presidential Preference Caucus: 2/23
County Convention: TBD
State Convention: TBD

Allocation Details

AL & CD – Proportional based on statewide vote with no threshold

NEW HAMPSHIRE 2016

Numbers

23 Total Delegates
14 AL, 6 CD and 3 RNC

Selection Method

AL & CD – Presidential candidates submit a slate of proposed delegates to Secretary of State

Important Dates

Primary: 2/9 (tentative; set by Secretary of State)

Allocation Details

AL & CD – Proportional based on statewide vote with 10% threshold. Remaining delegates awarded to statewide winner.

NEW JERSEY 2016

Numbers

51 Total Delegates
12 AL, 36 CD and 3 RNC

Selection Method

AL & CD – Elected on the primary ballot

Important Dates

Primary: 6/7

Allocation Details

AL & CD – Winner-take-all based on statewide vote

NEW MEXICO 2016

Numbers

24 Total Delegates
12 AL, 9 CD and 3 RNC

Selection Method

AL & CD – at State Convention

Important Dates

Primary: 6/7
County Conventions: 1/16 – 1/30; 4/16 – 4/30
State Convention: 5/21

Allocation Details

AL & CD – Proportional based on statewide vote with a 15% threshold

NEW YORK 2016

Numbers

95 Total Delegates
11 AL, 81 CD and 3 RNC

Selection Method

AL – by State Committee

CD – by State Committee representing each Congressional District

Important Dates

Primary: 4/19
State Committee Mtg: 5/18

Allocation Details

AL – Proportional based on statewide vote with a 20% threshold. If candidate receives > 50% of the statewide vote, candidate receives all AL delegates.

CD – Proportional based on congressional district vote with 20% threshold. Highest vote-getter receives two delegates and second highest receives one. If a candidate receives >50% of the congressional district vote, candidate receives all three CD delegates.

NORTH CAROLINA 2016

Numbers

72 Total Delegates
30 AL, 39 CD and 3 RNC

Selection Method

AL – at State Convention

CD – at Congressional District Conventions

Important Dates

Primary: 3/15
Precinct Conventions: February 2016
County Conventions: March 2016
Congressional District Conventions: April 2016
State Convention: 5/5 – 5/8

Allocation Details

AL & CD – Proportional based on statewide vote with no threshold

NORTH DAKOTA 2016

Numbers

28 Total Delegates
22 AL, 3 CD and 3 RNC

Selection Method

AL & CD – at State Convention/Caucus

Important Dates

District Caucuses: 1/1 – 3/1
State Convention/Caucus: 4/1 – 4/3

Allocation Details

AL & CD – No preference vote. Delegates are unbound.

NORTHERN MARIANA ISLANDS 2016

Numbers

9 Total Delegates
6 AL and 3 RNC

Selection Method

AL – at Territorial Caucus

CD – N/A

Important Dates

Presidential Preference Caucus: 3/15

Allocation Details

AL – Winner-take-all

CD – N/A

OHIO 2016

Numbers

66 Total Delegates
15 AL, 48 CD and 3 RNC

Selection Method

AL & CD – Elected on the primary ballot

Important Dates

Primary: 3/15

Allocation Details

AL & CD – Winner-take-all based on statewide vote

OKLAHOMA 2016

Numbers

43 Total Delegates
25 AL, 15 CD and 3 RNC

Selection Method

AL – at State Convention

CD – at Congressional District Conventions

Important Dates

Primary: 3/1
Precinct Meeting: 2/9
County Conventions: Before 3/12
Congressional District Conventions: Before 4/17
State Convention: 5/13 – 5/14

Allocation Details

AL – Proportional based on statewide vote with a 15% threshold. If a candidate receives > 50% of statewide vote, candidate receives all AL delegates.

CD – Proportional based on congressional district vote with 15% threshold. If only one candidate >15%, candidate receives all three CD delegates. If two candidates >15%, the highest vote-getter receives two delegates and the second highest receives one. If three or more candidates >15%, top three candidates receive one delegate each. If a candidate receives > 50% of the congressional district vote, candidate receives all three CD delegates.

OREGON 2016

Numbers

28 Total Delegates
10 AL, 15 CD and 3 RNC

Selection Method

AL – at State Convention

CD – by Congressional District Conventions at State Convention

Important Dates

Primary: 5/17
State Convention: 6/4

Allocation Details

AL & CD – Proportional by allocating one delegate for every 4% of the statewide vote

The information contained in this document was compiled by the RNC Counsel's Office based on the Rule No. 16(f) filing as submitted and certified by the states and territories to the Secretary of the RNC.

Please direct all questions to RNC Press Office: (202) 863-8614

PENNSYLVANIA 2016

Numbers

71 Total Delegates
14 AL, 54 CD and 3 RNC

Selection Method

AL – at State Committee Meeting

CD – Elected on the primary ballot

Important Dates

Primary: 4/26
State Committee Meeting: 5/21

Allocation Details

AL – Winner-take-all based on statewide vote

CD – Elected on the primary ballot as officially unbound

PUERTO RICO 2016

Numbers

23 Total Delegates
20 AL and 3 RNC

Selection Method

AL – Elected on the primary ballot

CD – N/A

Important Dates

Primary: 3/6

Allocation Details

AL – Proportional based on islandwide vote with 20% threshold. If one candidate receives >50% of the vote, winner-take-all.

CD – N/A

RHODE ISLAND 2016

Numbers

19 Total Delegates
10 AL, 6 CD and 3 RNC

Selection Method

AL – Elected on the primary ballot

CD – Elected on the primary ballot

Important Dates

Primary: 4/26

Allocation Details

AL – Proportional based on statewide vote with a 10% threshold

CD – Proportional based on congressional district vote with a 10% threshold. If three candidates reach 10%, each candidate receives one delegate. If one candidate receives > 67% of the congressional district vote, that candidate receives at least two delegates.

SOUTH CAROLINA 2016

Numbers

50 Total Delegates
26 AL, 21 CD and 3 RNC

Selection Method

AL – at State Convention

CD – at Congressional District Conventions

Important Dates

Primary: 2/20

Precinct Conventions: March 2015

County Conventions: April 2015 and March 2016 (if necessary)

Congressional District Conventions: April 2016 (set by districts; can be no less than 5 days before state convention)

State Convention: 5/7

Allocation Details

AL – Winner-take-all by statewide vote

CD – Winner-take-all by congressional district vote

SOUTH DAKOTA 2016

Numbers

29 Total Delegates
23 AL, 3 CD and 3 RNC

Important Dates

Primary: 6/7
Regional Caucuses: 3/1 – 3/10
Delegate Selection Meeting: 3/19

Selection Method

AL & CD – At State National Convention
Delegate Selection Meeting

Allocation Details

AL & CD – Winner-take-all based on statewide
vote

TENNESSEE 2016

Numbers

58 Total Delegates
28 AL, 27 CD and 3 RNC

Important Dates

Primary: 3/1
State Exec. Committee Mtg.: 4/2

Selection Method

AL – 14 AL delegates are elected on primary
ballot; 14 AL delegates are selected by
State Executive Committee.

CD – Elected on the primary ballot

Allocation Details

AL – Proportional based on statewide vote with
a 20% threshold. If no candidate reaches
20%, becomes directly proportional. If a
candidate receives > 66% of statewide
vote, candidate receives all AL delegates.

CD – Proportional based on congressional
district vote with 20% threshold. If
candidate receives > 66% of the
congressional district vote, candidate
receives all three CD delegates. If winner
receives 20-66% of the vote, highest vote-
getter receives two delegates and second
highest receives one, unless the second
place candidate has < 20% of the vote,
then candidate receives all three. If no
candidate reaches 20%, top three
candidates each receive one delegate.

TEXAS 2016

Numbers

155 Total Delegates
44 AL, 108 CD and 3 RNC

Selection Method

AL – at State Convention

CD – by Congressional District Caucuses at
State Convention

Important Dates

Primary: 3/1
Precinct Conventions: TBD
District Conventions: 3/19
State Convention: 5/12 – 5/14

Allocation Details

AL – Proportional based on statewide vote with a 20% threshold. If only one candidate reaches the 20% threshold, then the second highest vote-getter is also proportionally allocated delegates. If no candidate reaches 20%, becomes directly proportional. If a candidate receives > 50% of statewide vote, candidate receives all AL delegates.

CD – Proportional based on congressional district vote with a 20% threshold. If only one candidate reaches 20%, highest vote-getter receives two delegates and second highest receives one. If two candidates reach 20%, highest vote-getter receives two delegates and second highest receives one. If no candidates reaches 20%, top three candidates receive one delegate each. If candidate receives >50% of congressional district vote, candidate receives all three CD delegates.

UTAH 2016

Numbers

40 Total Delegates
25 AL, 12 CD and 3 RNC

Selection Method

AL – at State Convention

CD – at Congressional District Caucuses at State Convention

Important Dates

Presidential Preference Caucus: 3/22
Precinct Caucuses: 3/22
Congressional District Caucuses: 4/23
State Convention: 4/23

Allocation Details

AL & CD – Proportional based on statewide vote with 15% threshold. If less than three candidates reach the threshold, the threshold becomes zero and delegates are allocated directly proportional. If a candidate receives > 50% of the statewide vote, winner-take-all.

VERMONT 2016

Numbers

16 Total Delegates
10 AL, 3 CD and 3 RNC

Selection Method

AL & CD – at State Convention

Important Dates

Primary: 3/1
Precinct Caucuses: TBD
State Convention: 5/21

Allocation Details

AL & CD – Proportional based on statewide vote with a 20% threshold. If no candidate reaches 20%, threshold becomes 15%. If no candidate reaches 15%, threshold becomes 10%. If a candidate receives > 50% of the statewide vote, winner-take-all.

VIRGIN ISLANDS 2016

Numbers

9 Total Delegates
6 AL and 3 RNC

Selection Method

AL – at Territorial Caucus

CD – N/A

Important Dates

Territorial Caucus: 3/10

Allocation Details

AL – No presidential preference vote. Delegates are bound to the presidential candidate they declare, if any, at the Territorial Caucus.

CD – N/A

VIRGINIA 2016

Numbers

49 Total Delegates
13 AL, 33 CD and 3 RNC

Selection Method

AL – at State Convention

CD – at Congressional District Conventions

Important Dates

Primary: 3/1
City & County Meetings: 2/6 – 4/11
Congressional District Conventions: Before May 23
State Convention: 4/30

Allocation Details

AL & CD – Proportional based on statewide vote with no threshold

WASHINGTON 2016

Numbers

44 Total Delegates
11 AL, 30 CD and 3 RNC

Selection Method

AL – at State Convention

CD – by Congressional District Caucuses at
State Convention

Important Dates

Primary: 5/24
Precinct Conventions: 2/20
County Conventions: 3/12 – 4/16
Congressional District Caucuses: 5/19 – 5/21
State Convention: 5/19 – 5/21

Allocation Details

AL – Proportional based on statewide vote with
a 20% threshold

CD – Proportional based on congressional
district vote with 20% threshold. If
candidate receives >50%, candidate
receives all three CD delegates. If no
candidate over 20%, top three vote-getters
each receive a delegate. If only one
candidate over 20%, candidate receives
three delegates. If two candidates over
20%, highest vote-getter receives two
delegates and second highest receives
one. If three candidates over 20%, each
candidate receives one delegate. If four
candidates over 20%, top three vote-
getters receive one delegate each.

WEST VIRGINIA 2016

Numbers

34 Total Delegates
22 AL, 9 CD and 3 RNC

Selection Method

AL & CD – Elected on the primary ballot

Important Dates

Primary: 5/10

Allocation Details

AL & CD – Delegates elected on the primary
ballot and may specify intention to be
committed to a candidate

The information contained in this document was compiled by the RNC Counsel's Office based on the Rule No. 16(f) filing as submitted and certified by the states and territories to the Secretary of the RNC.

Please direct all questions to RNC Press Office: (202) 863-8614

WISCONSIN 2016

Numbers

42 Total Delegates
15 AL, 24 CD and 3 RNC

Important Dates

Primary: 4/5
County Caucuses: TBD
Congressional District Caucuses: 4/6 – 4/17
State Executive Committee Meeting: 5/14

Selection Method

AL – at State Executive Committee Meeting

CD – at Congressional District Caucuses

Selection Details

AL – Winner-take-all based on statewide vote

CD – Winner-take-all based on congressional district vote

WYOMING 2016

Numbers

29 Total Delegates
23 AL, 3 CD and 3 RNC

Important Dates

Precinct Caucuses: 3/1
County Conventions: 3/12
State Convention: 4/16

Selection Method

AL – at State Convention

CD – at County Conventions

Allocation Details

AL – No presidential preference vote. Delegates are bound to the presidential candidate they declare, if any, at the State Convention.

CD – No presidential preference vote. Delegates are bound to the presidential candidate they declare, if any, at the State Convention.